



MatriX

MatriX


The MatriX models are recognisable by their camp-fire design of logs. The fire effect of our MatriX fires is incredibly realistic at any flame height. Thanks to the various dimensions, models and options, the MatriX will meet extremely wide-ranging cosiness requirements.



Why opt for the MatriX:

- Plenty of choice in sizes and models; there is always a MatriX fire to suit your situation.
- With (optional) Symbio® ember bed lighting; for an even richer fire effect with an ember bed, even without the use of the flames,
- High flames with realistic ceramic logs in a traditional camp-fire design.
- 5 adjustable burners; with 2 settings for an extra deep and intense effect,
- Adjustable heat output; from maximum 10 to minimum 4 kW.
- Available in various sizes and as a front, 2 and 3-sided version, Room divider or See-through model.

Scan me



Discover!

In other words: a modern gas fire in a classic “camp-fire” design to offer a solution for every imaginable situation.



DECORATION OPTIONS

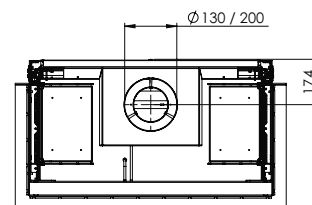


Symbio module

More product information?



**Flue material
130/200**



Specifications

Exterior dimensions WxHxD in mm
1040 x 1173 x 574

Fire display WxHxD in mm
872 x 650 x 383

System
Log Burner 2.0

Decoration
Log set

Back walls
Back wall smooth steel

Remote
ITC Remote

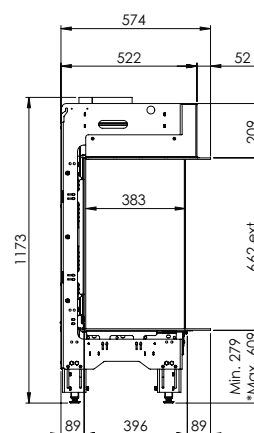
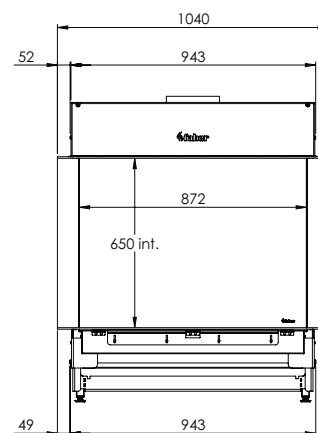
Power
10,0 kW

Operating system
Honeywell

Energy label
B

Options (at a surcharge)

- Symbio Module
- Non-reflective glass
- Black glass back wall
- Inset depth 30 mm
- Inset depth 100 mm
- Adjustable feet
- Wall bracket



* Incl. optional adjustable feet