



Matrix
LINEAR

Matrix Linear

Our Linear Fire models offer a lavish fire effect over almost the full width of the fire and that is true for every flame height. Even with a minimum heat output, the flames of this model look fabulous. There is a choice of three inset widths, each of them in three versions and with various interior decorations.



Why opt for the Matrix Linear?

- Extra wide and low gas fire; up to 130 cm of flames!
- Double row of individually adjustable burners; for more intensive flames and added heat output,
- Choice of luxury ceramic log set or white Carrara pebbles for an extra modern and luxurious look;
- Adjustable heat output; from maximum 10 to minimum 4 KW.
- Available in various sizes and as front, 2 and 3-sided models.

Scan me



Discover!


In other words: an impressively sized fire with fantastic flames.

LINEAR FIRE

MatriX | 1050/400 I



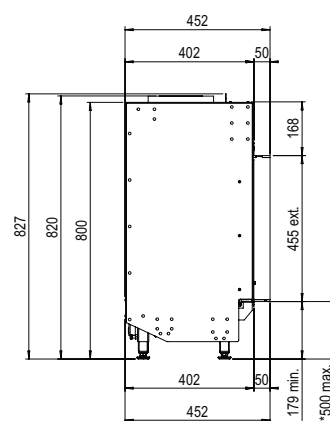
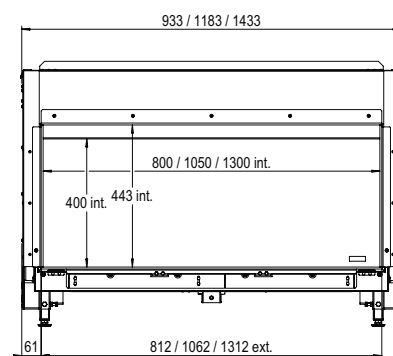
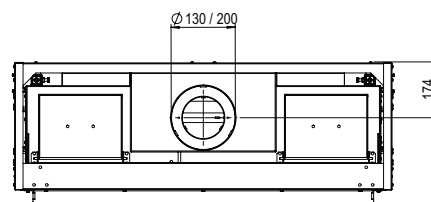
DECORATION OPTIONS



More product information?



Flue material 130/200



* incl. optional adjustable feet

Specifications

Exterior dimensions WxHxD in mm
1183 x 827 x 452

Fire display WxHxD in mm
1050 x 400

System
Double Line Burner

Decoration
Log set or White Pebble

Back walls
Back wall smooth steel

Remote
Via app and ITC Remote

Power
8,7 kW

Operating system
Honeywell

Energy label
A

Options (at a surcharge)
Non-reflective glass
Black glass back wall
Adjustable feet
Wall bracket



There is **so much to tell...**